
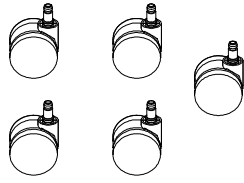


## ASSEMBLING INSTRUCTION

# ALTAIR



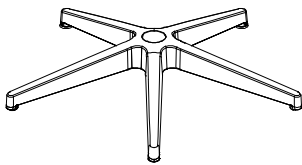
5 PCS of Casters



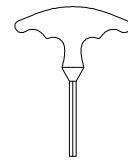
1 PCS of Assembly Tool(4#)



1 PCS of five-star base



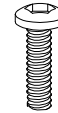
1 PCS of Assembly Tool(5#)



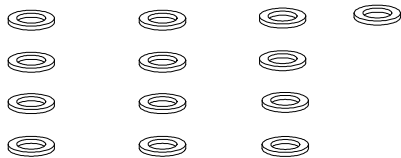
1 PC of Gas Lift



A: 10 PCS of M6\*40MM Screws



13 PCS of Washers



B: 3 PCS of M8\*25MM Screws



3 PCS of Washers

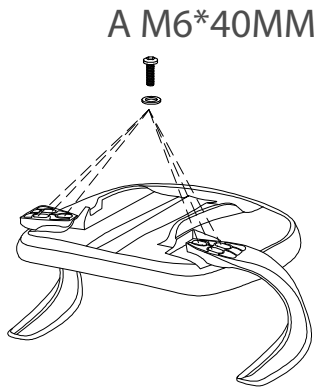


C: 2 PCS of M6\*20MM Screws



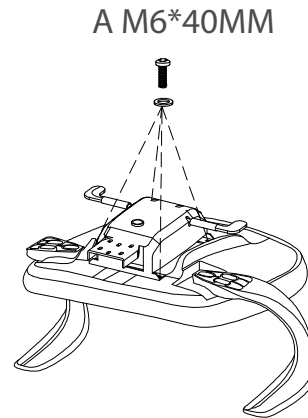
### Step 1:

Attach the M6\*40MM screws (A) with washers to connect the armrests to the seat cushion .



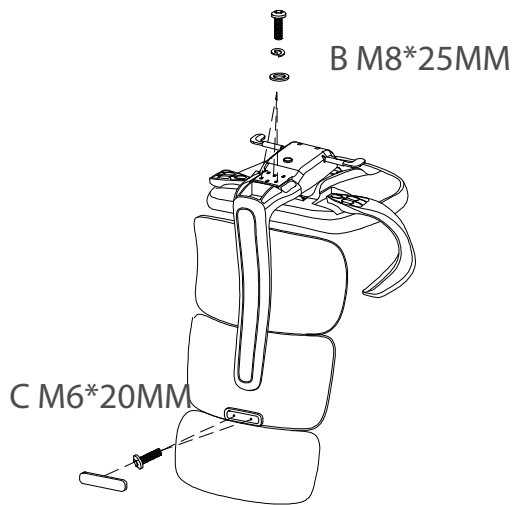
### Step 2:

Attach the M6\*40MM screws (A) to connect the seat cushion to the chair mechanism.



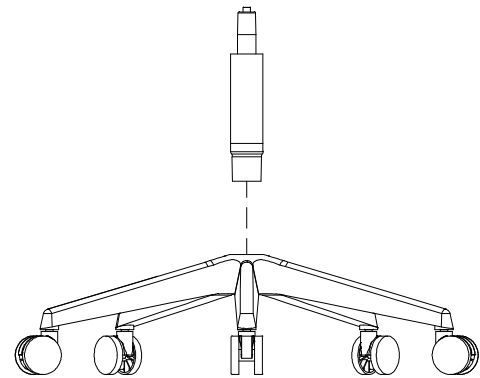
### Step 3:

Attach the M8\*25MM screws (B) with washers to connect the backrest frame and M6\*20MM screws (C) to connect the parts of frame.



### Step 4:

Attach the gas lift to the five-star base as shown in the image.



### Step 5:

Connect the parts from step 3 and step 4 together .



### Step 5:

Finally, ensure all parts are tightened correctly.

