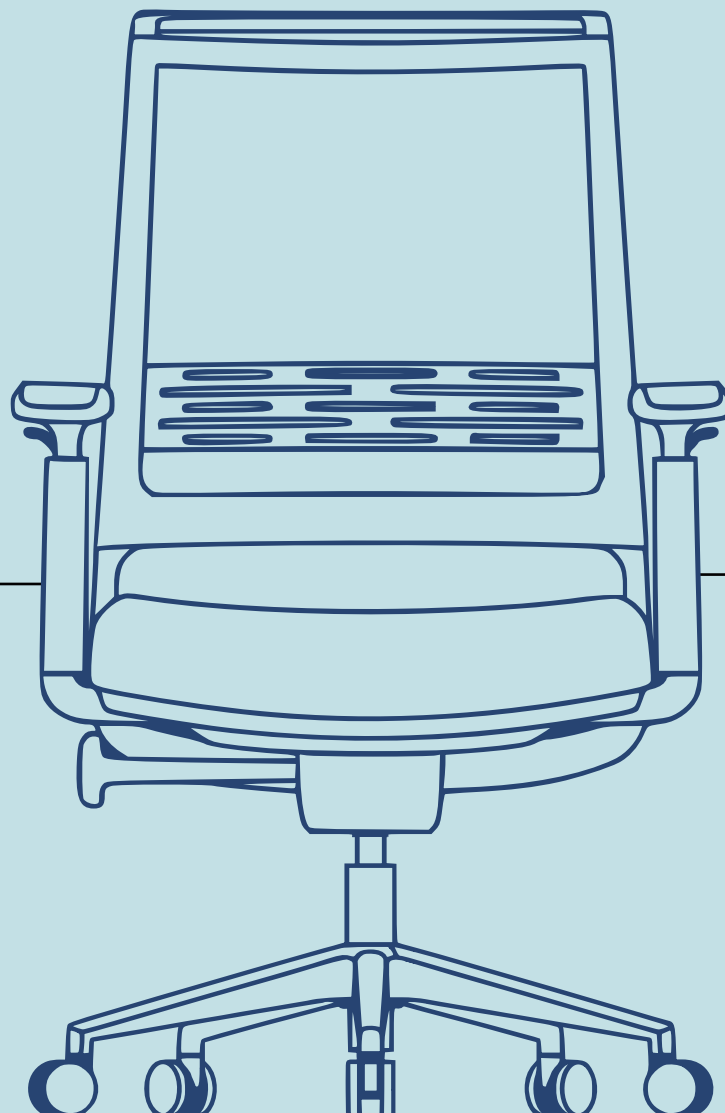

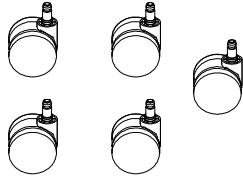


# ASSEMBLING INSTRUCTION

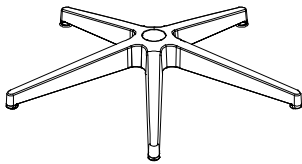
## NOVA



5 PCS of Casters



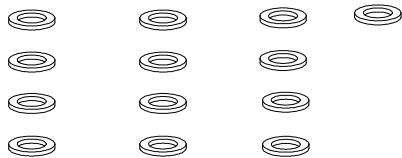
1 PCS of five-star base



1 PC of Gas Lift



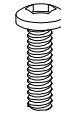
13 PCS of Washers



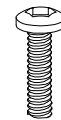
1 PCS of Assembly Tool(4#)



A: 8 PCS of M6\*45MM Screws



B: 3 PCS of M6\*35MM Screws

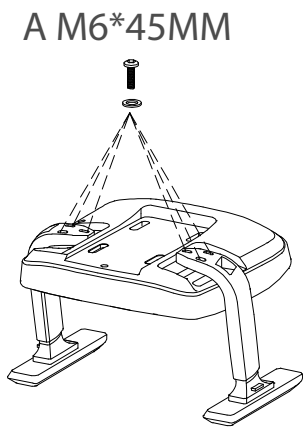


C: 2 PCS of M6\*50MM Screws



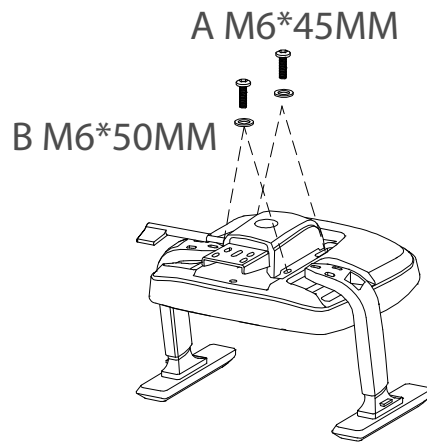
### Step 1:

Attach the M6\*45MM screws (A) with washers to connect the armrests to the chair frame.



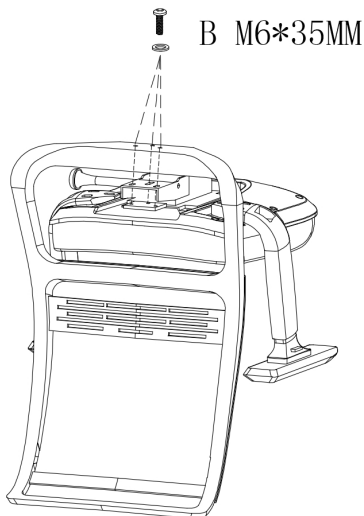
### Step 2:

Attach the M6\*45MM screws (A) and M6\*50MM screws (B) to connect the seat cushion to the chair mechanism.



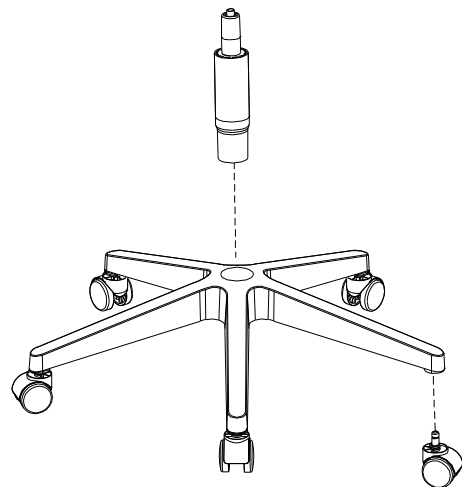
### Step 3:

Attach the M6\*35MM screws (B) with washers to connect the backrest frame



### Step 4:

Attach the gas lift and casters to the five-star base as shown in the image.



### Step 5:

Finally, Connect the parts from step 3 and step 4 together and ensure all parts are tightened correctly.

